

Reception's Home Learning Tasks

Week Beginning 22nd February 2021

NEW SET 2 SOUND LESSONS – PLEASE CHECK YOUR TAPESTRY ACCOUNT TO SEE WHICH LESSON (SET 1/SET 2) TO FOLLOW WITH YOUR CHILD

Read Write Inc Lessons: 20/25 minutes – New lessons are added daily at 9.30am and are on the You Tube website for 24hrs

Helpful tip: Use the space bar on your laptop to pause and play the video if you need extra time. If you are using a phone/tablet, tap the screen to pause/play.

https://www.youtube.com/channel/UCo7fbLgY2oA_cFCIg9GdxtQ

Here also is the schedule for the set 1 and set 2 sound lessons:

[Microsoft Word - Schedule feb - March 2021.docx \(ruthmiskin.com\)](#)

Join in with:


- Recapping Set 1 speed sounds – Reading (if you have not had a message on Tapestry please continue with set 1 sounds)
- A new Set 2 sound every day – Reading (if you have had a message on Tapestry please only do set 2 sounds)
- Set 1 word time – Reading
- Set 1 or Set 2 spelling (if you have had a message on Tapestry please only do set 2 sounds) spelling – Writing

If you have been instructed to complete a hold a sentence lesson, please do this on a Thursday and Friday instead of the Set 1 spelling lesson 😊

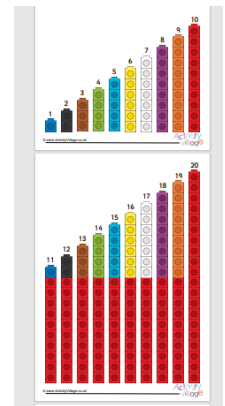
- Hold a sentence 1 (if you have been directed to complete this lesson via Tapestry)

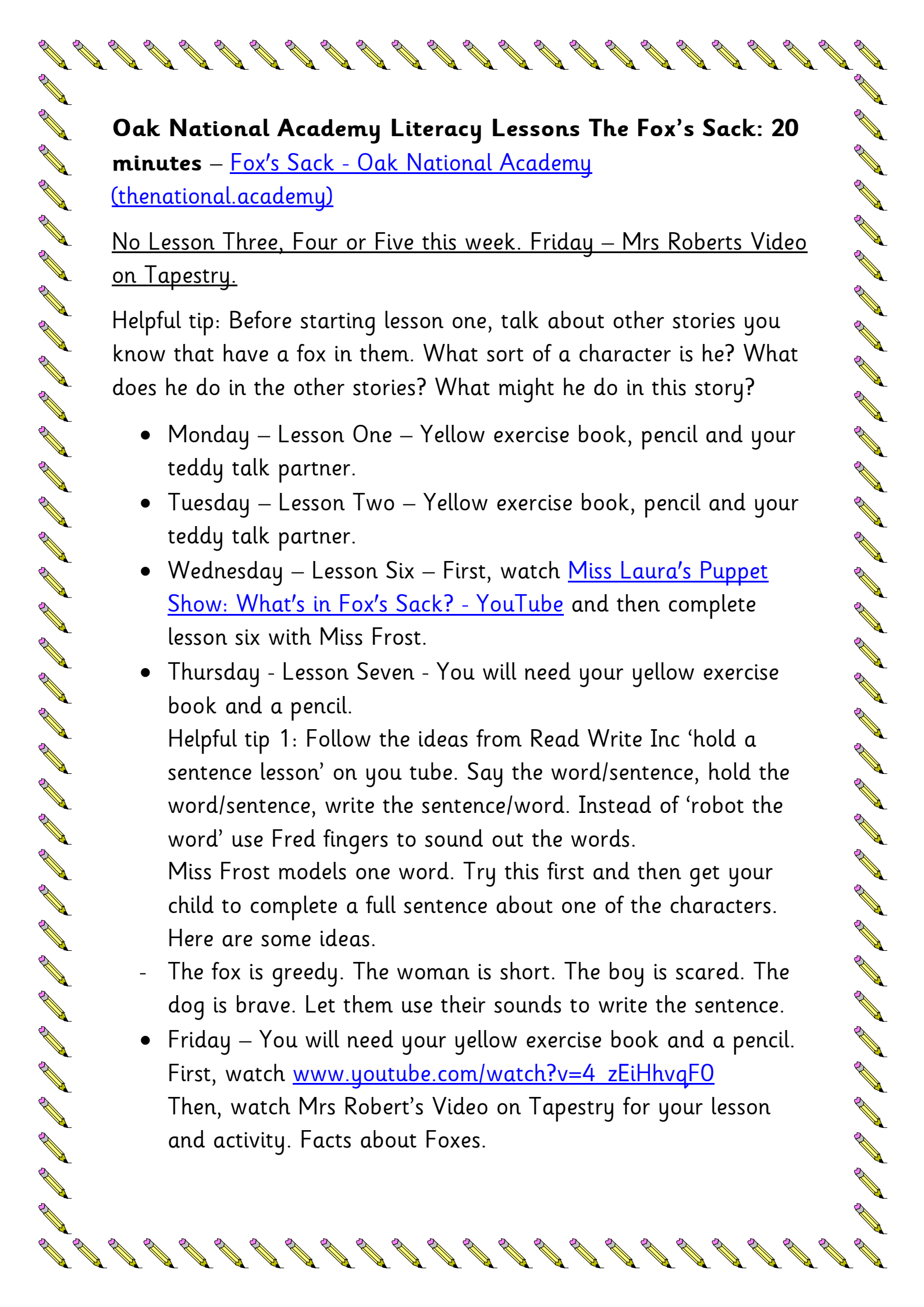
Oak National Academy Maths Lessons – Numbers within 15: 25 minutes – [Numbers within 15 - Oak National Academy](https://www.thenational.academy) ([thenational.academy](https://www.thenational.academy))

Helpful tip 1: Get your 1-20 number line to count along to find any new numbers. Helpful tip 2: Please see additional worksheets (on the website) you may wish to support recognising numbers up to 15.



- Monday – Lesson One – Lots of small counting objects and number cards up to 15
- Tuesday – Lesson Two – Lots of small counting objects, number cards up to 15 and picture cards (worksheet resources in the lesson – see the ‘how to guide’)
- Wednesday – Lesson Three – A range of small counting objects, 10p coin and 1p coins and number cards up to 15 and lesson worksheets (worksheet resources in the lesson – see the ‘how to guide’). Helpful hint: You may want to use your own number cards when on the Antony, Carla and Yasmin screen as number 9 is curled (like this 9)
- Thursday – Lesson Four – A range of small counting objects of two different colours, number cards 10 to 15 and number line to 20 (worksheet resources in the lesson – see the ‘how to guide’). Helpful hint: You may want to use your own number cards so you have a ‘straight’ 1, 4 and 9.
- Friday - Lesson Five – Lots of small counting objects, number cards up to 15 and picture cards (worksheet resources in the lesson – see the ‘how to guide’)





Oak National Academy Literacy Lessons The Fox's Sack: 20 minutes – [Fox's Sack - Oak National Academy \(thenational.academy\)](https://www.thenational.academy)

No Lesson Three, Four or Five this week. Friday – Mrs Roberts Video on Tapestry.

Helpful tip: Before starting lesson one, talk about other stories you know that have a fox in them. What sort of a character is he? What does he do in the other stories? What might he do in this story?

- Monday – Lesson One – Yellow exercise book, pencil and your teddy talk partner.
- Tuesday – Lesson Two – Yellow exercise book, pencil and your teddy talk partner.
- Wednesday – Lesson Six – First, watch [Miss Laura's Puppet Show: What's in Fox's Sack? - YouTube](#) and then complete lesson six with Miss Frost.
- Thursday - Lesson Seven - You will need your yellow exercise book and a pencil.

Helpful tip 1: Follow the ideas from Read Write Inc 'hold a sentence lesson' on you tube. Say the word/sentence, hold the word/sentence, write the sentence/word. Instead of 'robot the word' use Fred fingers to sound out the words.

Miss Frost models one word. Try this first and then get your child to complete a full sentence about one of the characters. Here are some ideas.

- The fox is greedy. The woman is short. The boy is scared. The dog is brave. Let them use their sounds to write the sentence.
- Friday – You will need your yellow exercise book and a pencil. First, watch www.youtube.com/watch?v=4_zEiHhvgFO Then, watch Mrs Robert's Video on Tapestry for your lesson and activity. Facts about Foxes.