

Reception's Home Learning Tasks

Week Beginning 1st March 2021

WORLD BOOK DAY

Please register using the link to follow free live 'draw a long' sessions at 10am on Wednesday, Thursday and Friday

[Scholastic Live World Book Day Event Week - Scholastic Shop](#)

Read Write Inc Lessons: 30 minutes – New lessons are added daily at 9.30am and are on the You Tube website for 24hrs

Helpful tip: Use the space bar on your laptop to pause and play the video if you need extra time. If you are using a phone/tablet, tap the screen to pause/play.

https://www.youtube.com/channel/UCo7fbLgY2oA_cFCIg9GdxtQ

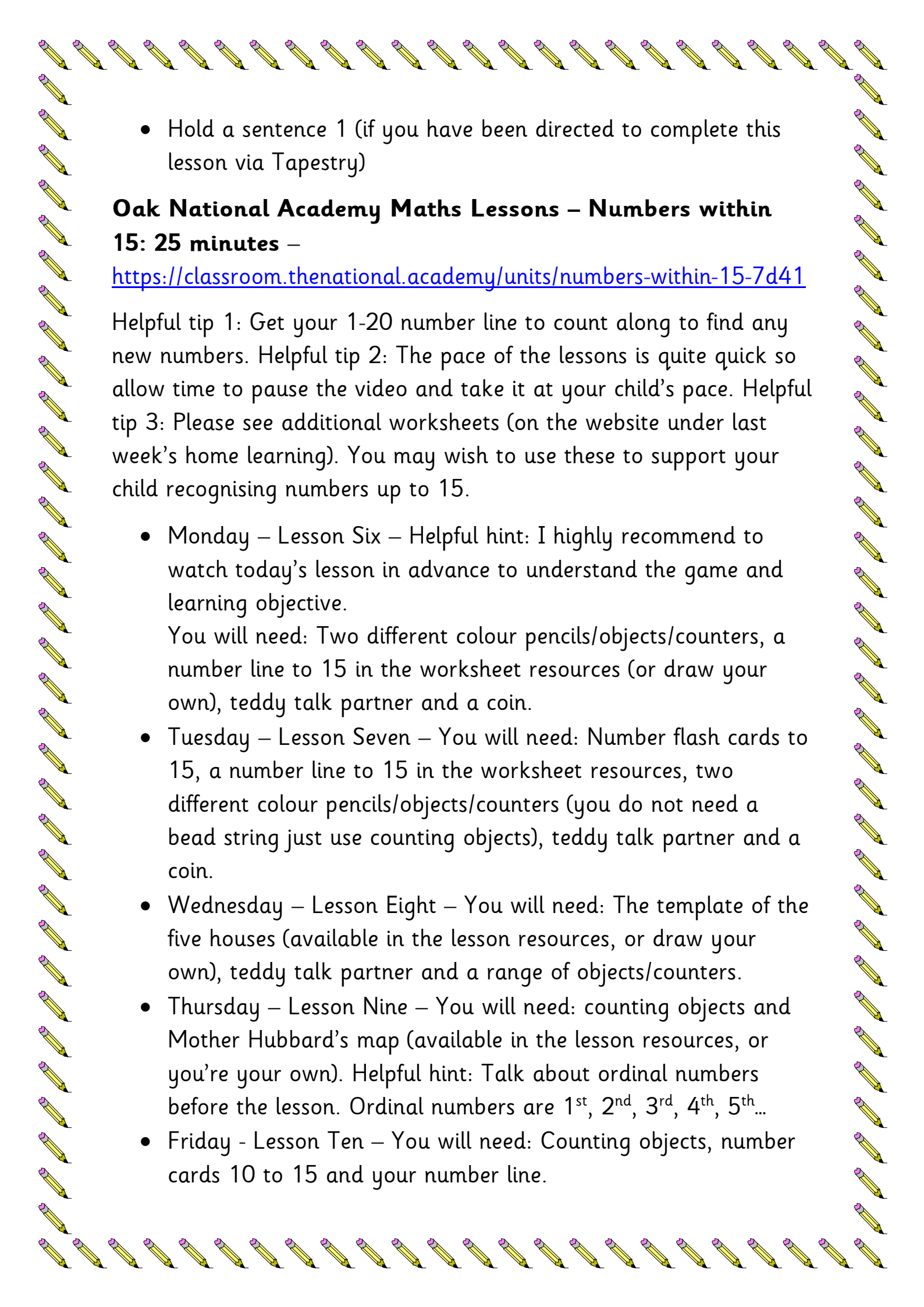
Here also is the schedule for the set 1 and set 2 sound lessons:

[Microsoft Word - Schedule feb - March 2021.docx \(ruthmiskin.com\)](#)

Join in with:

- Set 1 sound children - From last week your child will have now recapped all the sounds. Please now focus on completing Set 1 word time and Set 1 spelling every day.
- Set 2 sound children – From Wednesday Set 2 is being repeated. Please continue to follow and recap the lessons. Then complete the Set 2 word time and Set 2 spelling lessons.

If you have been instructed to complete a hold a sentence lesson, please do this on a Thursday and Friday instead of the Set 1 spelling lesson 😊

- 
- Hold a sentence 1 (if you have been directed to complete this lesson via Tapestry)

Oak National Academy Maths Lessons – Numbers within 15: 25 minutes –

<https://classroom.thenational.academy/units/numbers-within-15-7d41>

Helpful tip 1: Get your 1-20 number line to count along to find any new numbers. Helpful tip 2: The pace of the lessons is quite quick so allow time to pause the video and take it at your child's pace. Helpful tip 3: Please see additional worksheets (on the website under last week's home learning). You may wish to use these to support your child recognising numbers up to 15.

- Monday – Lesson Six – Helpful hint: I highly recommend to watch today's lesson in advance to understand the game and learning objective.
You will need: Two different colour pencils/objects/counters, a number line to 15 in the worksheet resources (or draw your own), teddy talk partner and a coin.
- Tuesday – Lesson Seven – You will need: Number flash cards to 15, a number line to 15 in the worksheet resources, two different colour pencils/objects/counters (you do not need a bead string just use counting objects), teddy talk partner and a coin.
- Wednesday – Lesson Eight – You will need: The template of the five houses (available in the lesson resources, or draw your own), teddy talk partner and a range of objects/counters.
- Thursday – Lesson Nine – You will need: counting objects and Mother Hubbard's map (available in the lesson resources, or you're your own). Helpful hint: Talk about ordinal numbers before the lesson. Ordinal numbers are 1st, 2nd, 3rd, 4th, 5th...
- Friday - Lesson Ten – You will need: Counting objects, number cards 10 to 15 and your number line.

Oak National Academy Literacy Lessons Little Red Riding

Hood: 20 minutes –

<https://classroom.thenational.academy/units/little-red-riding-hood-770f>

No Lesson three or four this week. Thursday – Miss Waterworth video on Tapestry.

Helpful tip: Before starting lesson one, talk about other stories you know that have a fox in them. What sort of a character is he? What does he do in the other stories? What might he do in this story?

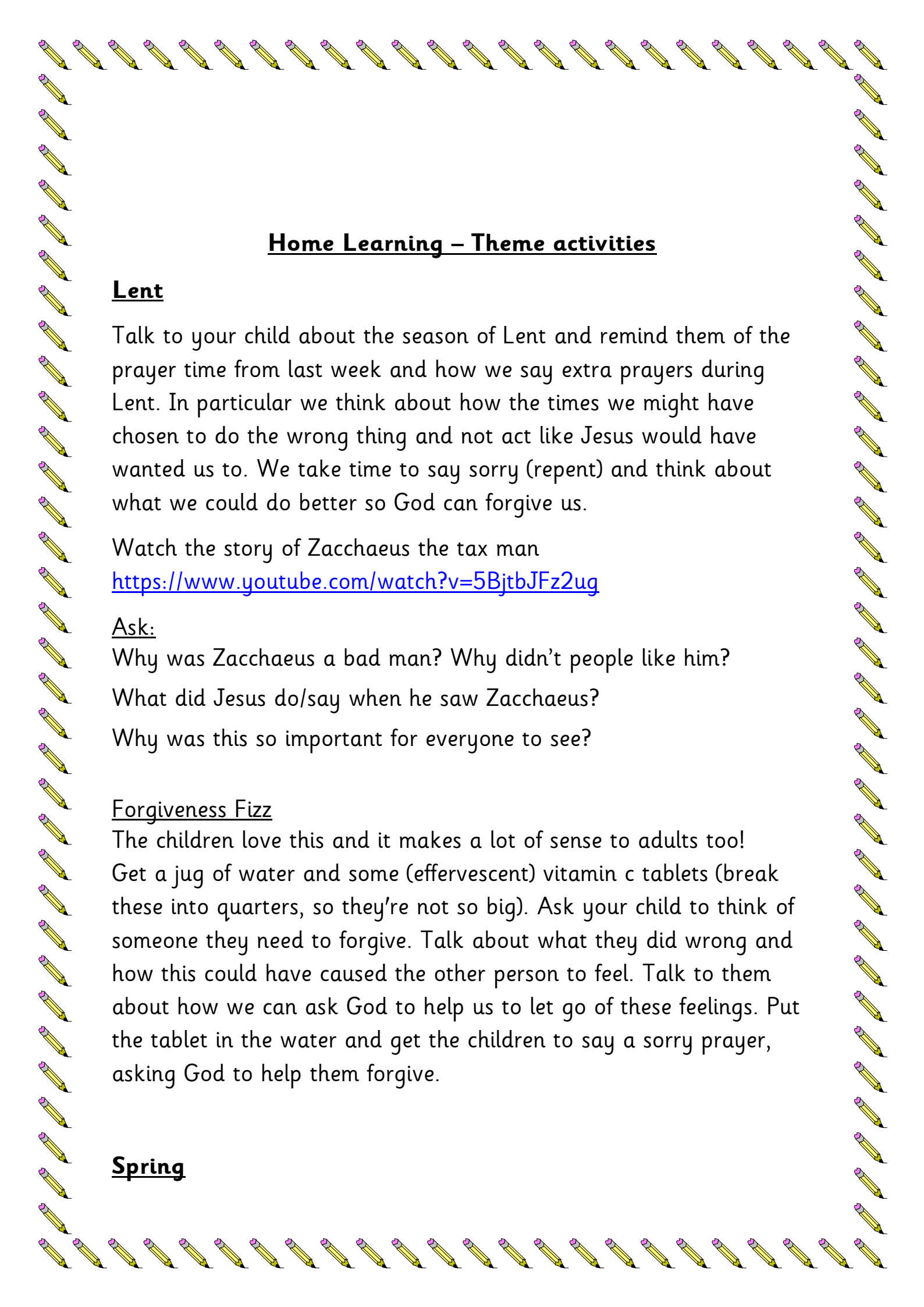
- Monday – Lesson One – Yellow exercise book, pencil, your teddy talk partner and a plot matrix (you can draw your own).
- Tuesday – Lesson Two – Yellow exercise book, pencil and your teddy talk partner.

- Wednesday – Lesson Five - You will need your yellow exercise book and a pencil.

Helpful tip 1: Follow the ideas from Read Write Inc 'hold a sentence lesson' on you tube. Say the sentence, hold the sentence in your head, write the sentence. Instead of 'robot the word' use Fred fingers to sound out the words.

- Thursday - WORLD BOOK DAY!
- Miss Waterworth has set you all a challenge for today. See the additional sheet to find out your task for today 😊
- Friday – Watch www.youtube.com/watch?v=OW86K1jBJFI and bake some cakes and deliver them to someone 😊





Home Learning – Theme activities

Lent

Talk to your child about the season of Lent and remind them of the prayer time from last week and how we say extra prayers during Lent. In particular we think about how the times we might have chosen to do the wrong thing and not act like Jesus would have wanted us to. We take time to say sorry (repent) and think about what we could do better so God can forgive us.

Watch the story of Zacchaeus the tax man

<https://www.youtube.com/watch?v=5BjtbJFz2ug>

Ask:

Why was Zacchaeus a bad man? Why didn't people like him?

What did Jesus do/say when he saw Zacchaeus?

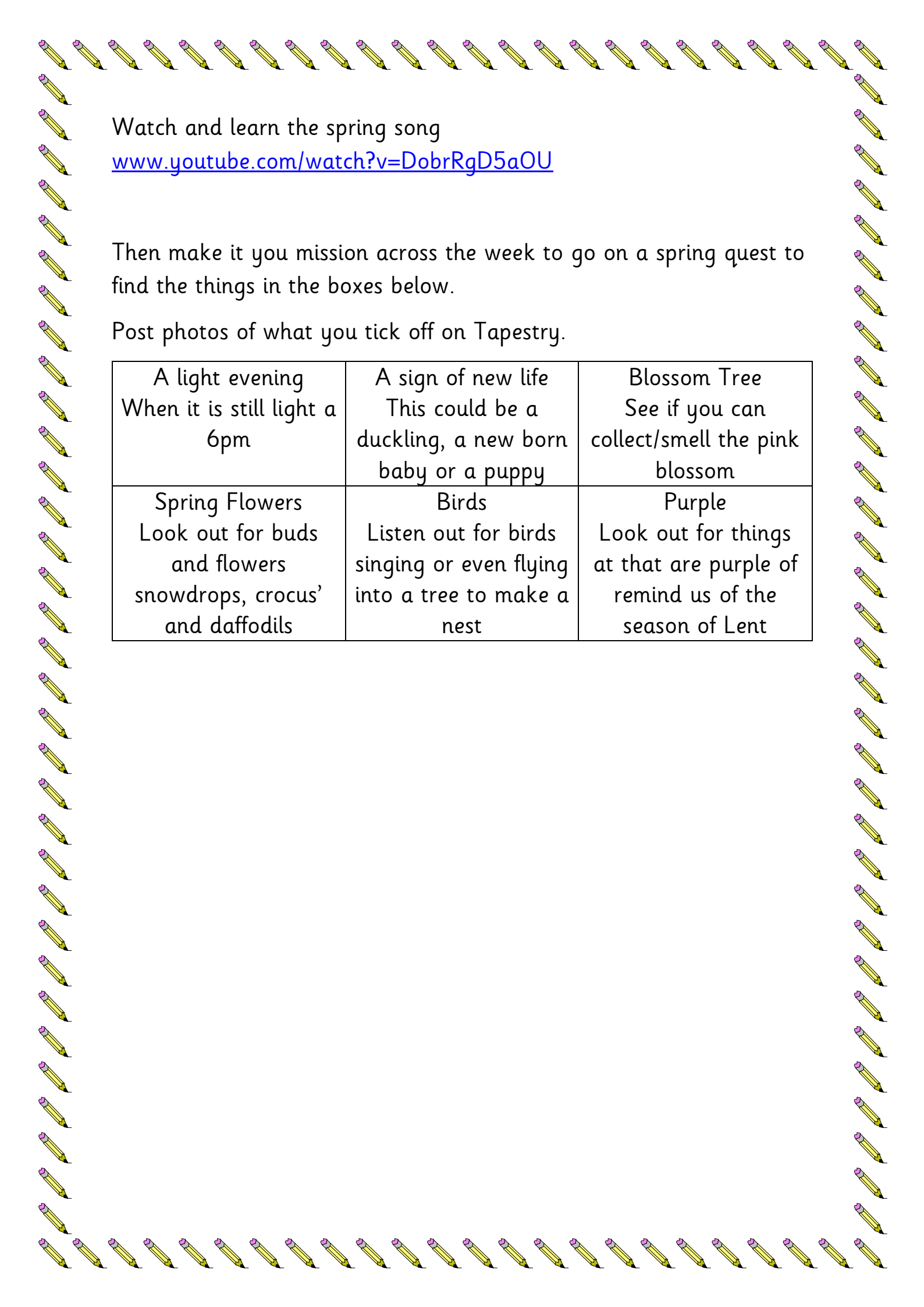
Why was this so important for everyone to see?

Forgiveness Fizz

The children love this and it makes a lot of sense to adults too!

Get a jug of water and some (effervescent) vitamin c tablets (break these into quarters, so they're not so big). Ask your child to think of someone they need to forgive. Talk about what they did wrong and how this could have caused the other person to feel. Talk to them about how we can ask God to help us to let go of these feelings. Put the tablet in the water and get the children to say a sorry prayer, asking God to help them forgive.

Spring



Watch and learn the spring song

www.youtube.com/watch?v=DobrRgD5aOU

Then make it your mission across the week to go on a spring quest to find the things in the boxes below.

Post photos of what you tick off on Tapestry.

A light evening When it is still light at 6pm	A sign of new life This could be a duckling, a new born baby or a puppy	Blossom Tree See if you can collect/smell the pink blossom
Spring Flowers Look out for buds and flowers snowdrops, crocus' and daffodils	Birds Listen out for birds singing or even flying into a tree to make a nest	Purple Look out for things at that are purple of remind us of the season of Lent