



Spelling, Punctuation and Grammar

Suffixes -ed

Suffixes -ed

Suffixes -ed

Introductory Activity

Independent Focused Activity

Review Activity

Consolidation Activity

Assessment

Aim

- I can add -ed to a word to make new words.

Success Criteria

- I can sort -ed words into their different sounds.
- I can add -ed to the end of a word to make a new word.
- I can say a sentence using an -ed word.
- I can work out when to put -ed at the end of a word.



Introductory Activity

Adding -ed



Let's read these words together:

lick
licked

What has been added to the
second word?

How do we say this sound?



Adding -ed



Let's read these words together:

work
worked

What has been added to the
second word?

How do we say this sound?



Adding -ed



Let's read these words together:

burn
burned

What has been added to the
second word?

How do we say this sound?



Adding -ed



Let's read these words together:

yell
yelled

What has been added to the
second word?

How do we say this sound?



Adding -ed




Let's read these words together:

start
started

What has been added to the
second word?

How do we say this sound?



Adding -ed



Let's read these words together:

hunt
hunted



What has been added to the second word?

How do we say this sound?





Independent Focused Activity

Sorting -ed Words



Did you spot the **-ed** endings?
We call the **-ed** bit of the word a **suffix**.

Could you hear the different sounds
the **-ed** endings made?

Work with the other children in
your group to sort the **-ed**
words by their different sounds.



Sorting -ed Words



Drag the words into the correct columns.

-ed (t)

-ed (d)

-ed (Id)

mixed

started

burned

yelled

hunted

licked

In The Past




What happens to the meaning of a word when **-ed** is added?

It shows the action is happening in the **past**.

This is called **past tense**.



In the Past





You are going to complete the **In the Past Activity Sheet** to practise making **-ed** words.


In the Past


I can add -ed to the end of a word create a new word.


1. Draw lines to match the picture to the correct word and finish the sentence by adding -ed.


 **wash** a) Tina wash _____ her hands.

 **pick** b) Fay pick _____ up the toys.

 **play** c) We _____ in the sand.

 **need** d) Jo _____ a drink.

 **kick** e) Jack _____ the ball.


 **wait** f) Mum _____ for the bus.


twinkl planit SPAG (Y1/2) -ed-1


In the Past

I can add -ed to the end of a word create a new word.


1. Add -ed to the words to finish the sentences.


 **wash** a) Tina _____ her hands.


 **pick** b) Fay _____ up the toys.

 **play** c) We _____ in the sand.

2. Now add -ed to these words and write your own sentences.

 **clean** a) _____

 **brush** b) _____

 **kick** c) _____

twinkl planit SPAG (Y1/2) -ed-1



Review Activity

Act it Out Game



Shuffle the **Act it Out Word Cards** and lay them face down on the table.

Take turns to turn over a card.
(Don't show your partner!)

Act out the word on the card and see if your partner can guess the word and write it down correctly on their whiteboard.





Consolidation Activity

When Do We Need -ed?



Can you remember why we use **-ed** at the end of a word?

To show something has happened in the past.

Read this sentence together:

Ed look at the book.

What is wrong?



When Do We Need -ed?



We could say:

Ed **looks** at the book.

This shows the action is happening now.

We need to use **-ed** if we want to show that the action has already happened (happened in the past).

Ed **looked** at the book.



When Do We Need -ed?



Can you use **-ed** to show that these sentences happened in the past?
Say them to your partner.



Steph push Sally over.



Dee wash the car.



Assessment

Find Your Partner



Look at the word card your teacher has given you.
Can you find your partner?

e.g. If your word is **start**, then your partner's card will be **started**.

start

started

When you have found your partner,
work together to think of a sentence
using each word. Be ready to say
your sentences to the rest of the class.



Writing -ed Words





Show your teacher how well you can write **-ed** words by completing the activity sheet.


Application Activity: Writing -ed Words


I can add -ed to words to make new words. ○○○


1. Make a new word by adding -ed.

a) grunt _____ 

b) check _____ 

c) dress _____ 

d) burn _____ 




e) buzz _____ 

f) float _____

Challenge:

2. Sort the words into the columns by their end sounds.

(t)	(d)	(t)

Aim

- I can add -ed to a word to make new words.

Success Criteria

- I can sort -ed words into their different sounds.
- I can add -ed to the end of a word to make a new word.
- I can say a sentence using an -ed word.
- I can work out when to put -ed at the end of a word.

