

## Home Learning Tasks - Week Beginning 28<sup>th</sup> June 2021

**Hear your child read every day and record this in their yellow reading record.**

**Read books for free on:**  
[Free eBook library | Oxford Owl from Oxford University Press](#)

**You also have your child's next step pack to work on at home.**




### Live Read Write Inc Zoom Lessons

Tuesday, Wednesday, Thursday and Friday

Please see the lesson times and follow the link that has been given to you on Tapestry to join your child's live lesson.

### Maths – Please select from the activities below:



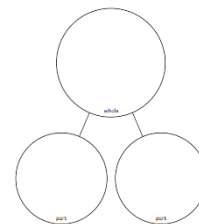
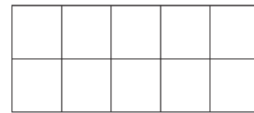
Use your CGP Maths Activity Book and complete a total of up to 10 pages during the week.

Oak National Academy Maths Lessons – Doubling and Halving: up to 15 minutes – [Unit - Oak National Academy \(thenational.academy\)](https://www.thenational.academy)


- Monday – Lesson One – Doubling.

You will need: A container, ten counting objects and number cards 1-10

- Tuesday – Lesson Two – Halving  
You will need: Two containers, ten counting objects and number cards 1-10
- Wednesday – Lesson Three – Halving  
You will need: A tens frame, a container, ten counting objects and number cards 1-10
- Thursday – Lesson Four – Halving and Doubling  
You will need: A tens frame, a part whole model, a container, ten counting objects, number cards 1-5 (x2) and number cards 2, 4, 6, 8 and 10
- Friday - Lesson Five – Halving and Doubling  
You will need: Two containers, ten counting objects and number cards 1-10



**Literacy – Please select from the activities below:**



Use your CGP Writing Activity Book and complete a total of up to 10 pages during the week.

Practise writing your first name and second name ready for Year 1 😊



Use your CGP Phonic Activity Book

Mrs Roberts' Read, Write, Inc Group – Pages 14, 15, 16, 17

Miss McKeown's Read, Write, Inc Group – Pages 10, 11, 12, 13

Mrs Quayle's Read, Write, Inc Group – Pages 6, 7, 8, 9

**RE**

Set up a small altar, with a bible a lit candle and any other religious items you have at home and follow the prayer times on you tube.

[Children's Liturgy - 11th Sunday Year B - The Kingdom of God is like a Mustard Seed! - YouTube](#)

[Children's Liturgy - 12th Sunday Year B - Jesus calms the storm! - YouTube](#)

### Theme – Life cycle of a butterfly

Please see the photos uploaded every couple of days to tapestry and write a simple sentence of is happening. Remember to use your finger spaces.

See the activities below and choose some to complete.

Watch:

[Christopher's caterpillars - YouTube](#)

[cbeebies life cycle of a butterfly - YouTube](#)

Make:

[How To Make A Butterfly Feeder - YouTube](#)

Create:

Symmetrical painting of a butterfly.

Cut out a butterfly shape, fold it in half, paint one side, fold over and press down.





Investigate:

Write down some I wonder questions and find out the answers. Post a video on Tapestry of some facts you found out.

Here are some examples.

I wonder...do butterflies have bones?

I wonder...can butterflies see in the dark?

I wonder...what do butterflies like to eat?