

Welcome
to
Reception

Hello Parents,

I would like to warmly welcome you and your child to their Reception year with us.

Thank you for all your support during your child's recent transition. The children have settled brilliantly.

Myself and all the Reception team are really looking forward to working in partnership with you to make your child's first year at school both a memorable and successful time.



St Osburg's
Catholic Primary School



Reception Curriculum Information

OUR SCHOOL'S MISSION STATEMENT

*We are a community of love, learning
and growing in the image of Christ.*

An important message

We want to make sure that your child has the best start possible to their school journey and this year, more than any other, we want to ensure that they are happy, safe and secure in our environment.

Please contact us with any worries, queries or concerns you may have and we are always happy to help you.

The Early Years Curriculum

This power point has been prepared for you to learn some key information about your child's final year in the Early Years.

A pack of resources has also been supplied to you in order for you to work with school to support your child's education at home (I have included more slides explaining the resources).

It is extremely important for us to work as a team and develop your child's readiness to learn, for their future years at school.

Early Years Foundation Stage

Your child's curriculum has seven areas of learning.

- Communication and Language
- Personal, Social, Emotional Development
- Physical Development
- Literacy
- Mathematical Development
- Understanding the World
- Expressive Arts and Design

We are striving for all child to attain a 'Good Level of Development' (GLD) by the end of Reception.

In your pack please read what each area of learning states for a GLD.

Literacy - Read Write Inc.



Read, Write, Inc (RWI) is our school's phonics programme to help the children to learn to read and write. The children will have RWI lessons every day.

In Reception we plan for all children to:

- Learn a range of single and double sounds (set 1 and 2 sounds)
- Segment (sound out) and blend (read) words
- Read storybooks and non-fiction books closely matched to their developing phonic knowledge
- Take home phonics storybooks to read everyday
- Read 'tricky words' (words you cannot sound out e.g. 'the')
- Read with fluency and expression
- Spell phonetically using known sounds
- Write confidently by practising spellings and sentences out loud first, before writing them down

Maths – Number and Numerical Patterns

In the Early Years we teach maths practically with lots of resources and objects so that the children can understand number in a hands on way.

We incorporate real life opportunities into our maths lessons and generate scenarios for the children to practise the skills they have learnt in order to solve problems.

We play games with dice, number lines and numerical rules so the children develop speedy number skills and learn number facts too.

You can also share similar experiences like these with your children at home. Please see your child's starting school handbook for ideas games to purchase.



EYFS Curriculum Pack



- Read Write Inc sound mats x3 (Set 1, 2 and 3) – on the reverse of each of the sound mats there is either red ‘tricky words’ in a word bank or a letter formation guide.
- Read Write Inc letter rhymes (each sound has rhyme to help your children remember the letter and how to write it) and on the back green words (words you can sound out. Your child will learn these words in their RWI lessons.
- High frequency word bank (words your child needs to learn by memory/sight). Your child needs to learn all of these words off by heart by the end of Reception.
- High frequency flash cards – I have split the words into groups to make them manageable to learn. In the envelope you have set number 1 flash cards. Keep these with your child’s reading folder.



EYFS Curriculum Pack



- A booklet to learn the Oxford Reading Tree characters
- A game of Oxford Reading Tree bingo to recognise the characters and their names – please also visit the Oxford Owl Website for lots of free ebooks with the characters in.
- Name card – practise your child's first name with them at home. This includes recognising it, writing it and forming the letters correctly.
- Number formation and rhymes – just as our letters have rhymes so do our numbers. These help the children to recognise and write the numbers.
- Number lines – you will need these for your children's homework later in the year.
- Prayers – Your child will learn the three prayers of the day at school. If they have older siblings in the school they can enjoy taking on the role to help them to learn the prayers



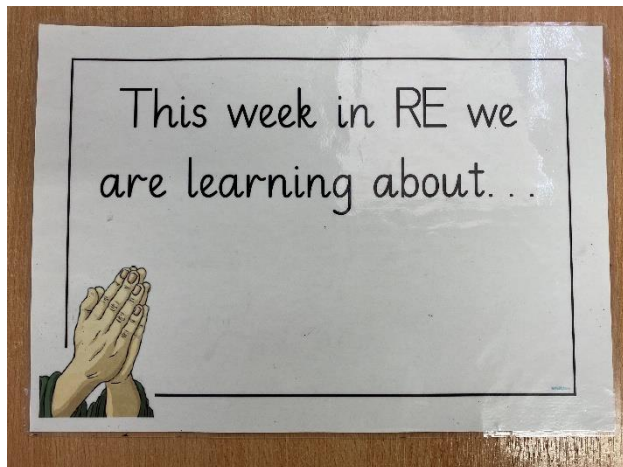
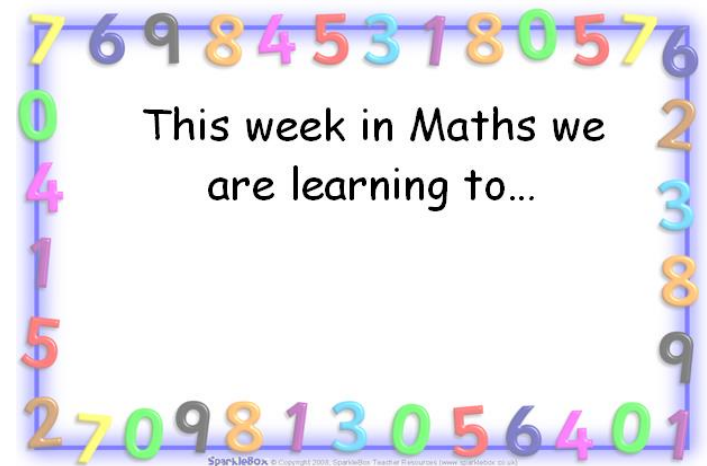
Homework



- Please read your child's reading book every night with them and read a picture book before they go to bed.
- **Make sure your child brings their reading book to school every day**
- Homework book – This will be given out on a Friday and has to be back by the following Tuesday.
- I have included an example of the homework for the first term in your folder.
- Your children will receive a range of homework across the year including addition and subtraction, number sequencing, writing simple words, writing sentences and spellings.
- Speaking homework - Each week the children will also have a tea time talk homework – this is a topic to talk about as a family over dinner. You can use the prompt sheet given to you each week to promote discussion.

We are learning to...

Please check our parents notice board to keep up to date with what we are learning about each week.



Supporting learning through reading


Reading is a key priority in Reception.



In Reception we follow key texts to support our themes and topics. These are displayed on the fence by the classroom door. There will be an arrow pointing to the text we will be focusing on. It would be great if you purchased these books to read or read books with a similar theme to help your child's understanding and language development



We send home 'Sunggle up and Read a Book' bags for you to enjoy at home too. You can keep these for up to a week to enjoy with your child.



Bedtime Boxes – In addition to the red bags, the children will get a chance to have the class bedtime box with a story and props inside, a blanket, hot chocolate sachet and a biscuit to enjoy.



Next Steps



- Since your child has started school, the Reception staff have been finding out what they already know and what they need to know next.
- During our parent consultation, over the phone, I can share your child's next steps with you.
- These will let you know child's key next steps in their learning.
- We can work together to achieve your child's targets by working in partnership with one another.



PE



PE will begin on Thursday 14th October and on every Thursday after that.

Please can you ensure your child comes to school dressed their sports kit.

P.E Kit:

Black shorts/Black jogging bottoms

White or burgundy t – shirt

Black pumps

No earrings



Reminders



- Uniform: plain gold stud earrings only. No other jewellery. No nail varnish and long hair tied up.
- School day begins at 8.45am
- No holidays to be booked in term time. These will not be authorised.
- Reception Fund - £1 weekly please or pay in bulk.
- A pair of school wellies
- A box of tissues please
- Family Photo



Reminders

- Activate your Tapestry account by following the email sent to you and create a password and pin
- Please read the newsletter every Friday for updates and school news
- Please check our school website and Reception Class Page for regular news and updates
- Please follow us on Twitter @SaintOsburgs



Thank You!

Thank you for spending your time reading
through the information.

If you need to ask any questions please see me
at the end of any school day.

I look forward to working with you all.