

Welcome
to
Reception

Hello Parents,

I would like to warmly welcome you and your child to their Reception year with us.

Thank you for all your support during your child's recent transition. The children have settled brilliantly.

Myself and all the Reception team are really looking forward to working in partnership with you to make your child's first year at school both a memorable and successful time.



OUR SCHOOL'S MISSION STATEMENT

*We are a community of love, learning
and growing in the image of Christ.*

An important message

We want to make sure that your child has the best start possible to their school journey and this year, more than any other, we want to ensure that they are happy, safe and secure in our environment.

Please contact us with any worries, queries or concerns you may have and we are always happy to help you.

The Early Years Curriculum

This power point has been prepared for you to learn some key information about your child's final year in the Early Years.

A pack of resources has also been supplied to you in order for you to work with school to support your child's education at home (I have included more slides explaining the resources).

It is extremely important for us to work as a team and develop your child's readiness to learn, for their future years at school.

Early Years Foundation Stage

Your child's curriculum has seven areas of learning.

- Communication and Language
- Personal, Social, Emotional Development
- Physical Development
- Literacy
- Mathematical Development
- Understanding the World
- Expressive Arts and Design

We are striving for all child to attain a 'Good Level of Development' (GLD) by the end of Reception.

In your pack please read what each area of learning states for a GLD.

Literacy - Read Write Inc.



Read, Write, Inc (RWI) is our school's phonics programme to help the children to learn to read and write. The children will have RWI lessons every day.

In Reception we plan for all children to:

- Learn a range of single and double sounds (set 1 and 2 sounds)
- Segment (sound out) and blend (read) words
- Read storybooks and non-fiction books closely matched to their developing phonic knowledge
- Take home phonics storybooks to read everyday
- Read 'tricky words' (words you cannot sound out e.g. 'the')
- Read with fluency and expression
- Spell phonetically using known sounds
- Write confidently by practising spellings and sentences out loud first, before writing them down

Maths – Number and Numerical Patterns

In the Early Years we teach maths practically with lots of resources and objects so that the children can understand number in a hands on way.

We incorporate real life opportunities into our maths lessons and generate scenarios for the children to practise the skills they have learnt in order to solve problems.

We play games with dice, number lines and numerical rules so the children develop speedy number skills and learn number facts too.

You can also share similar experiences like these with your children at home. Please see your child's starting school handbook for ideas and games to purchase.



EYFS Curriculum Pack



- Read Write Inc sound mats x3 (Set 1, 2 and 3) - on the reverse of each of the sound mats there is either red 'tricky words' in a word bank or a letter formation guide.
- Read Write Inc letter rhymes (each sound has rhyme to help your children remember the letter and how to write it) and on the back green words (words you can sound out. Your child will learn these words in their RWI lessons.
- High frequency word bank (words your child needs to learn by memory/sight). Your child needs to learn all of these words off by heart by the end of Reception.
- High frequency flash cards - I have split the words into groups to make them manageable to learn. In the envelope you have set number 1 flash cards. Keep these with your child's reading folder.



EYFS Curriculum Pack



- Name card - practise your child's first name with them at home. This includes recognising it, writing it and forming the letters correctly.
- Number formation and rhymes - just as our letters have rhymes so do our numbers. These help the children to recognise and write the numbers.
- Number lines - you will need these for your children's homework later in the year.
- Prayers - Your child will learn the three prayers of the day at school. If they have older siblings in the school they can enjoy taking on the role to help them to learn the prayers



Homework



- Please read your child's reading book every night with them (more information about reading books will be given in another meeting).
- Make sure your child brings their reading book to school every day
- Homework book - This will be given out on a Friday and has to be back by the following Tuesday.
- I have included an example of the homework for the first term in your folder.
- Your children will receive a range of homework across the year including addition and subtraction, number sequencing, writing simple words, writing sentences and spellings.
- Speaking homework - Each week the children will also have a tea time talk homework - this is a topic to talk about as a family over dinner. You can use the prompt sheet given to you each week to promote discussion.

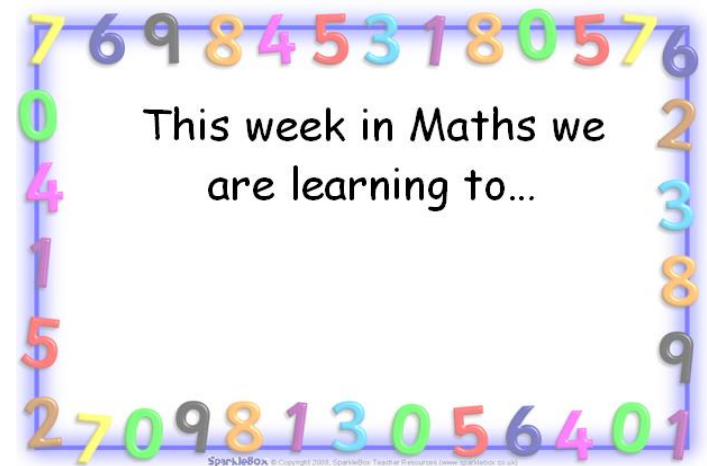
We are learning to...

Please check our parents notice board to keep up to date with what we are learning about each week.



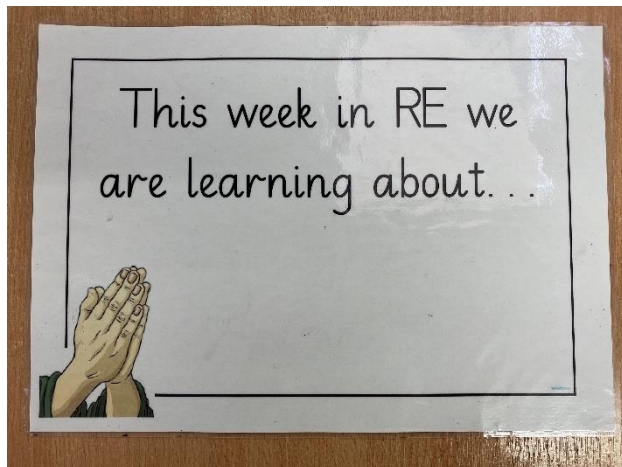
This week in Literacy we are learning to...

A literacy learning board with a central text box. The board is decorated with a border of small icons and letters. The letters 'a' through 'z' are arranged around the central box, each accompanied by a small illustration: a, frog; b, hot air balloon; c, camel; d, dog; e, elephant; f, fox; g, giraffe; h, hedgehog; i, igloo; j, jellyfish; k, kangaroo; l, lion; m, monkey; n, nose; o, octopus; p, pig; q, queen; r, rabbit; s, snake; t, tiger; u, umbrella; v, van; w, witch; x, x-ray; y, yolk; z, zebra.



This week in Maths we are learning to...

A maths learning board with a central text box. The board is decorated with a border of numbers from 0 to 9, each in a different color. The numbers are arranged in a rectangular pattern around the central box. The numbers are: 7, 6, 9, 8, 4, 5, 3, 1, 8, 0, 5, 7, 6 (top row); 0, 2 (left and right sides); 4, 3, 1, 8, 5, 9 (middle row); 2, 7, 0, 9, 8, 1, 3, 0, 5, 6, 4, 0, 1 (bottom row).



This week in RE we are learning about...

A RE learning board with a central text box. The board is decorated with a border of small icons. The text "This week in RE we are learning about..." is written in the center. In the bottom left corner, there is an illustration of hands clasped in prayer.



Our Tea Time Talk topic this week is...


A Tea Time Talk learning board with a central text box. The board is decorated with a border of small stars in various colors. The text "Our Tea Time Talk topic this week is..." is written in the center.

Supporting learning through reading

Reading is a key priority in Reception.



In Reception we follow key texts to support our themes and topics. These are displayed on the fence by the classroom door. It would be great if you borrowed these books from the library to read read books with a similar theme to help your child's understanding and language development.





Next Steps



- Since your child has started school, the Reception staff have been finding out what they already know and what they need to know next.
- During our parent consultation, I can share your child's next steps with you.
- These will let you know child's key next steps in their learning.
- We can work together to achieve your child's targets by working in partnership with one another.



PE



PE will be on a Friday.

This will commence after half term.

Please can you ensure your child comes to school dressed their sports kit.

P.E Kit:

Black shorts/Black jogging bottoms

Burgundy t - shirt

Black pumps

Burgundy hoodie

No earrings



Reminders



- Uniform: plain gold stud earrings only. No other jewellery. No nail varnish and long hair tied up.
- School day begins at 8.45am
- No holidays to be booked in term time. These will not be authorised.
- Reception Fund - £1.50 weekly please or pay in bulk.
- A pair of school wellies
- A box of tissues please
- Family Photo



Reminders

- Activate your Tapestry account by following the email sent to you and create a password and pin
- Please read the newsletter every Friday for updates and school news
- Please check our school website and Reception Class Page for regular news and updates
- Please follow us on Twitter @SaintOsburgs



Thank You!

Thank you.

If you need to ask any questions please see me at the end of any school day.

I look forward to working with you all.