

Bedtime Phonics

Reading and Read
Write Inc.

Information Session

Aims of the workshop

- To introduce you to our phonics scheme.
- To show you how to use Read Write Inc. reading strategies at home.
- To make you feel more confident in helping your child to read.

Let's read

Wau! Bonfigher Nit woz sow eksighting!
Thuh ski lit up with kulaful figherwirks
red, bloo, and green sparkulz evreewair.
Thay went boom and krakul, mayking
mee jump. Thuh big bonfighar woz
sooper worm and brait. Wee saw thuh
Gai on top and ayt yumee hot dogz. It
woz thuh best night eva!

Introduction to Read Write Inc.

- Systematic phonics programme
- Prior skills
- Initial sounds
- Orally segmenting and blending

Teaching the sounds

- Phoneme

m a s d t

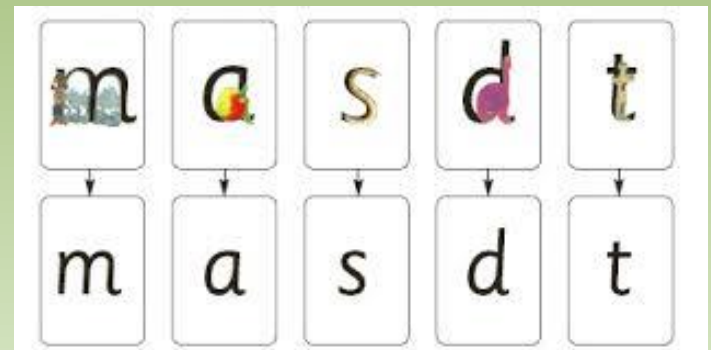
- Trigraph

igh air

- Digraph

sh th ch ng nk

- Grapheme



- Pronunciation

m **m-uh**

p **p-uh**

h **h-uh**




Bounce: t-t-t-tower
Handwrite: Down the tower,
across the tower






Stretch: lllllleg
Handwrite: Down the long leg



Bounce: ch-ch-ch-choo!
The horse sneezes when the
caterpillar's hairs get up his nose



Sound mnemonics and letter formation



Sounding out and blending



Once the children have learnt some sounds they can start to blend them to begin to read words.

Fred the Frog helps us to learn our sounds.

He only speaks in sounds.

He helps the children listen to the sounds and begin to blend the words without reading them.

It is important for children to develop the ability to hear sounds before they can read.

They will be learning this at school through a process we call 'Fred Talk'

Sounding out and blending

p o t

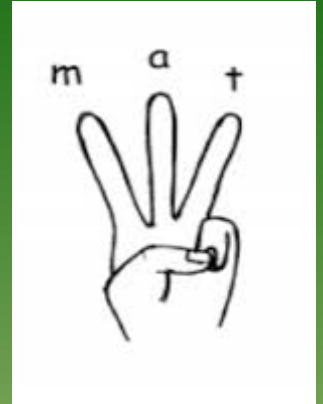
p.o.t

Sounding out and blending

f i sh

f i sh

Blending and Writing



Fred is not the only way we teach children to blend sounds.

We use letter cards and magnetic letters.

This section of the lesson is called **Word Time**.

To help the children write the sounds we use a rhyme to help.

These link to the letter pictures.

Once the children are secure writing some letters, as with reading, we begin to blend the letters to write some words.

The children use 'Fred Fingers' to help them to write the word.

Read Write Inc.
Phonics

Supporting your child's phonics
learning at home

Phonics Flashcards

48 sound
and picture
cards
7 instruction
cards

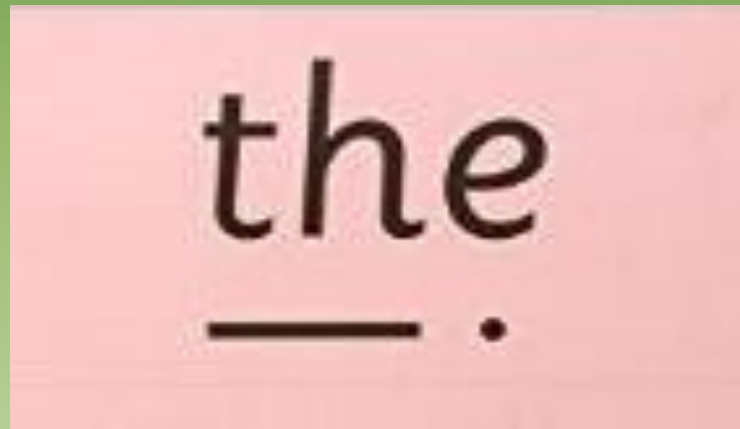


Synthetic phonics series by
Ruth Miskin

OXFORD

Red words

Tricky words – words that cannot be sounded out.



The e sound is tricking us making an 'u' sound.

Red words

Tricky words – words to learn by memory



The a sound is tricking us making an 'o' sound.

The s sound is tricking us making an 'z' sound.

Fluency in reading

Read as much as you can with your child at home!

- All children love sharing stories
- Variety of stories
- What are the benefits?
- Snuggle up and read a book

Open door story time

Every Thursday at 2.45pm

The MORE
that you **READ**,
The MORE
things you will **KNOW**.

The MORE
that you **LEARN**,
The more PLACES
you'll **GO**.

-Dr. Seuss

Thank you for
coming.

Have a good
evening!