

Welcome
to
Reception

Hello Parents,

I would like to warmly welcome you and your child to their Reception year with us.

Thank you for all your support during your child's recent transition. The children have settled brilliantly.

Myself and all the Reception team are really looking forward to working in partnership with you to make your child's first year at school both a memorable and successful time.



Meet the teacher information meeting

OUR SCHOOL'S MISSION STATEMENT

*We are a community of love, learning
and growing in the image of Christ.*

An important message

We want to make sure that your child has the best start possible to their school journey and this year, more than any other, we want to ensure that they are happy, safe and secure in our environment.

Please contact us with any worries, queries or concerns you may have and we are always happy to help you.

The Early Years Curriculum

This power point has been prepared for you to learn some key information about your child's final year in the Early Years.

A pack of resources has also been supplied to you in order for you to work with school to support your child's education at home (I have included more slides explaining the resources).

It is extremely important for us to work as a team and develop your child's readiness to learn, for their future years at school.

Early Years Foundation Stage

Your child's curriculum has seven areas of learning.

- Communication and Language
- Personal, Social, Emotional Development
- Physical Development
- Literacy
- Mathematical Development
- Understanding the World
- Expressive Arts and Design

We are striving for all child to attain a 'Good Level of Development' (GLD) by the end of Reception.

In your pack please read what each area of learning states for a GLD.

Typical Day in Reception

8:45 -9:00 – Morning Group Work

9:00 -9:45 – RWI

9:45 -10:30 – Choosing Time

10:30 -10:45 – Snack and Drawing Club

10:45 -11:15 – Choosing Time

11:15 -11.35 – Maths

11:45 – Lunchtime

1:00 -1.30 – Group time (RE, Theme, Art, Understanding the World, etc)

1.30 - 2:15 – Choosing Time

2:15 - 2:40 – Snack and Modelling Time

2:40 - 2:55 – Story time/Song time

3:05 – Hometime

Literacy - Read Write Inc.



Read, Write, Inc (RWI) is our school's phonics programme to help the children to learn to read and write. The children will have RWI lessons every day.

In Reception we plan for all children to:

- Learn a range of single and double sounds (set 1 and 2 sounds)
- Segment (sound out) and blend (read) words
- Read storybooks and non-fiction books closely matched to their developing phonic knowledge
- Take home phonics storybooks to read everyday
- Read 'tricky words' (words you cannot sound out e.g. 'the')
- Read with fluency and expression
- Spell phonetically using known sounds
- Write confidently by practising spellings and sentences out loud first, before writing them down

Supporting learning through reading

Reading is a key priority in Reception.




Reading Books

From next Thursday (9th), your child will come home with a reading book. Depending on your child's starting point in reading this could be a picture book, speed sound book, blending book, ditty page.

Your child will also have a bedtime story book (picture book). All of the books are to be kept in the reading wallet and bought to school everyday. The books will be changed once a week.

Any books that go missing or are damaged have a fine of £5

We send home Bedtime Bags – The children will get a chance to have the class bedtime bag with a story and props inside, a hot chocolate sachet and a biscuit to enjoy.



Maths – Number and Numerical Patterns

In the Early Years we teach maths practically with lots of resources and objects so that the children can understand number in a hands-on way. The scheme we follow use Number Blocks as an exciting way of representing number so I would recommend your child watching these with you

We incorporate real life opportunities into our maths lessons and generate scenarios for the children to practise the skills they have learnt in order to solve problems.

We play games with dice, number lines and numerical rules so the children develop speedy number skills and learn number facts too.

You can also share similar experiences like these with your children at home. Please see your child's starting school handbook for ideas and games to purchase.



EYFS Curriculum Pack



- Read Write Inc sound mats (Set 1, 2 and 3) – on the reverse of each of the sound mats there is either red ‘tricky words’ is a word bank or a letter formation guide.
- Read Write Inc letter rhymes (each sound has rhyme to help your children remember the letter and how to write it) and on the back an opportunity to practise letter formation
- High frequency word bank (words your child needs to learn by memory/sight). Your child needs to learn all of these words off by heart by the end of Reception.



EYFS Curriculum Pack



- Name card – practise your child’s first name with them at home. This includes recognising it, writing it and forming the letters correctly.
- Number formation and rhymes – just as our letters have rhymes so do our numbers. These help the children to recognise and write the numbers.
- Number lines – you will need these for your children’s homework later in the year.
- Prayers – Your child will learn the four prayers of the day at school. If they have older siblings in the school they can enjoy taking on the role to help them to learn the prayers



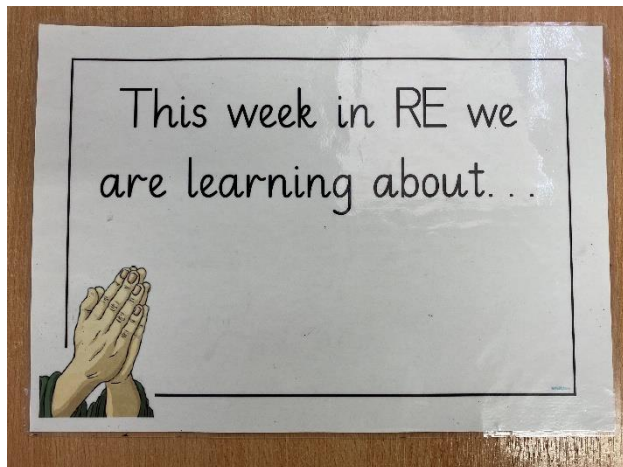
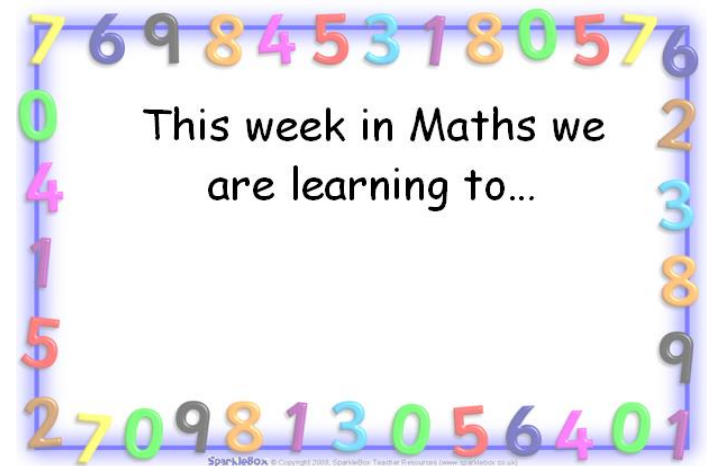
Homework



- Please read your child's reading book every night with them and read their picture book before they go to bed.
- **Make sure your child brings their reading book to school every day**
- Homework book – This will be given out on a Friday and has to be back by the following Wednesday.
- I have included an example of the homework for the first term in your folder.
- Your children will receive a range of homework across the year including addition and subtraction, number sequencing, writing simple words, writing sentences and spellings.
- Speaking homework - Each week the children will also have a tea time talk homework – this is a topic to talk about as a family over dinner. You can use the prompt sheet given to you each week to promote discussion.

We are learning to...

Please check our parents notice board to keep up to date with what we are learning about each week.





Next Steps



- Since your child has started school, the Reception staff have been finding out what they already know and what they need to know next.
- During our parent consultation, I will share your child's next steps with you.
- These will let you know child's key next steps in their learning.
- We can work together to achieve your child's targets by working in partnership with one another.



PE



PE will begin on Thursday 9th October and on every Thursday after that.

Please can you ensure your child comes to school dressed their sports kit.

P.E Kit:

Black shorts/Black jogging bottoms

School logo burgundy t – shirt

Trainers

No earrings



Reminders



- Uniform: plain gold stud earrings only. No other jewellery. No nail varnish and long hair tied up.
- School day begins at 8.45am (iron gates open at 8.40am)
- No holidays to be booked in term time. These will not be authorised.
- Reception Fund - £1.50 weekly please or pay in bulk (cash only)
- A pair of school wellies
- A box of tissues please
- Family Photo



Reminders

- Activate your Tapestry account by following the email sent to you and create a password and pin
- Please read the newsletter every Friday for updates and school news
- Please check our school website and Reception Class Page for regular news and updates
- Please follow us on X (Twitter) @SaintOsburgs



Thank You!

Thank you for spending your time reading
through the information.

If you need to ask any questions please see me
at the end of any school day.

I look forward to working with you all.